

## FE14B02-M12

### Material

PPA - Polyphthalamide



**How it works** A fluid flow through the sensor causes precise displacement of a magnetic piston and closes an electrical contact (reed switch).

- Details**
- On/Off output; NO (SPST) working;
  - Detects increased or decreased flow;
  - Sensitivity adjustment<sup>1</sup>.



Actuation Range (in LPM)	
Water	Oil 68 cSt @ 40°C
From ~0.2 to ~3.0	From ~0.01 to ~0.21

- Typical applications**
- Lubrication and cooling systems monitoring;
  - Pipe fluid flow monitoring.

- Liquids**
- Clean water, oils, lubricants and filtered fuels<sup>2</sup>.



**Liquids with magnetic particles** will cause deposition/magnetic sedimentation and it will prejudice the operation of the sensor. Use magnetic filter before the sensor.

**Liquids with encrustation particles and/or solids** require tests.

### Technical specifications

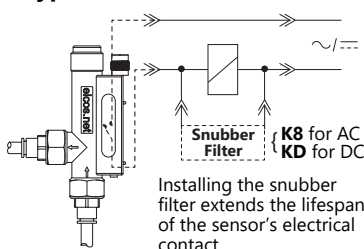
Internal clearance	4mm <sup>2</sup>
Maximum operation pressure	25bar
Operating temperature range	0°C to 100°C   140°C @1h
Inlet/outlet port	G 1/4" female (BSP - Parallel)
Spring	AISI 304 stainless steel
Sealing	NBR (nitrilic rubber) O'Ring
Output connection	M12 male plug (2 pins)
	M12 female connector NOT included
Enclosure rating	IP66
Electrical contact	Reed Switch 20W/VA

The sensors work in all voltage and current ranges displayed in the table below:

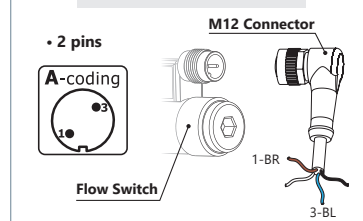
Operating Voltage	Max. Switching Power	Max. Switching Current	Peak Current
110Vac	20VA	0.2A	0.5A @20ms
220Vac	20VA	0.1A	0.5A @20ms
5Vdc	2.5W	0.5A	1A @20ms
12Vdc	5W	0.5A	1A @20ms
24Vdc	10W	0.5A	1A @20ms

24Vac: Recommended use with Schneider coupling relay model RSLZVA1.

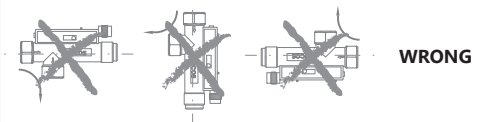
### • Typical connection to contactor



### M12 Plug Sensors Installation

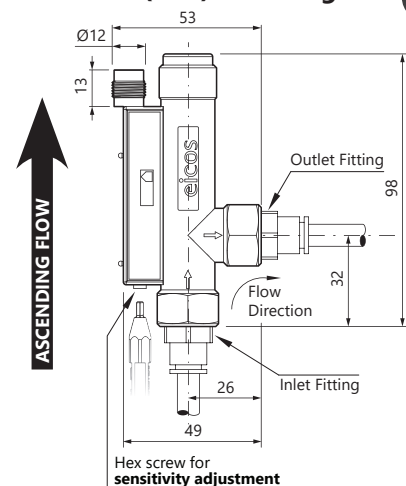


### Mounting (Important!)



### Dimensions (mm) and Weight

80g



### Notes

<sup>1</sup> In water. Set point accuracy: ±15%.

Repeatability (not considering the viscosity change of liquids): ±10%.

<sup>2</sup> For application in oil, recommended model **FE14B04-M12**.